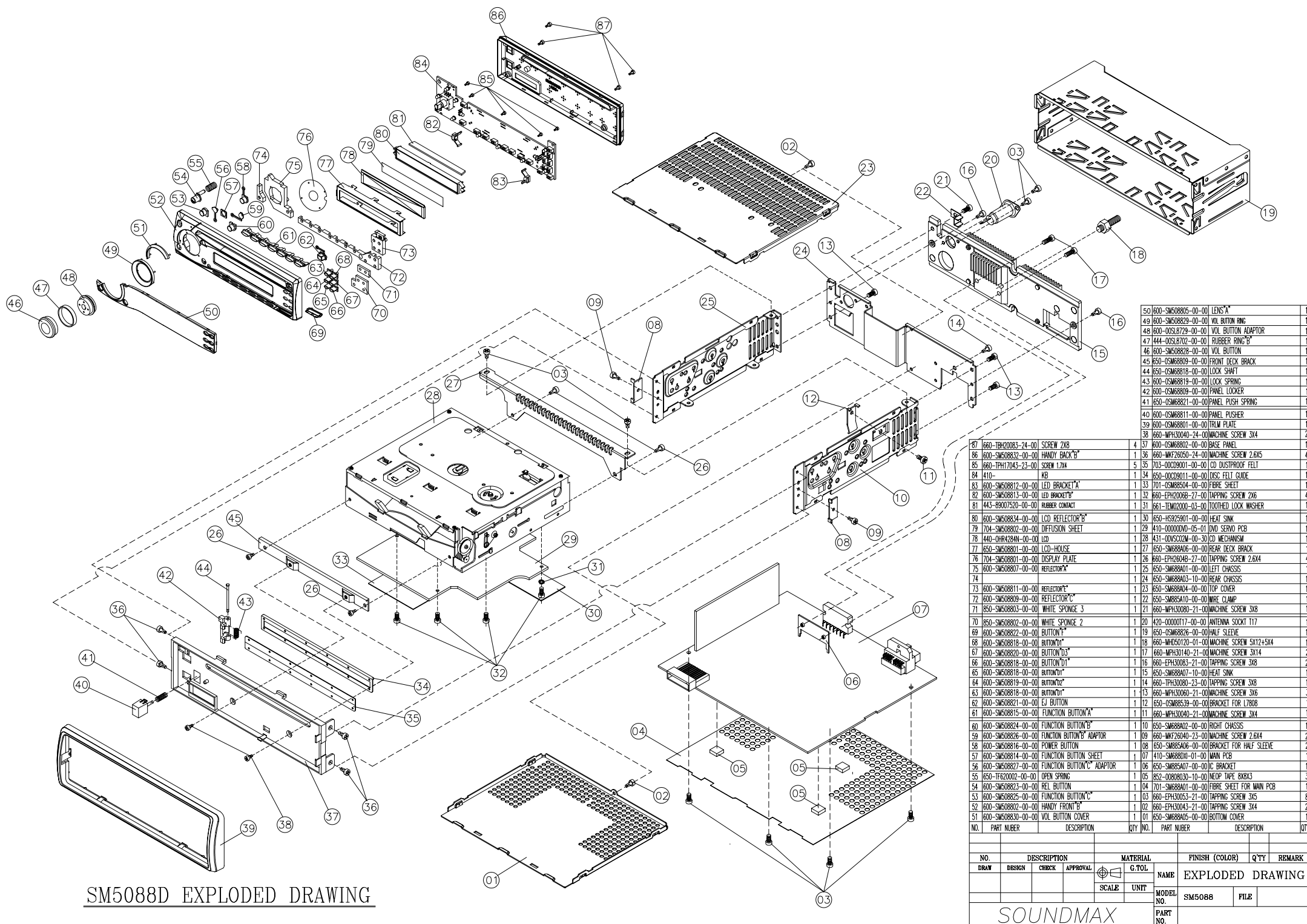


# **PROLOGY**

# **MDH-355**

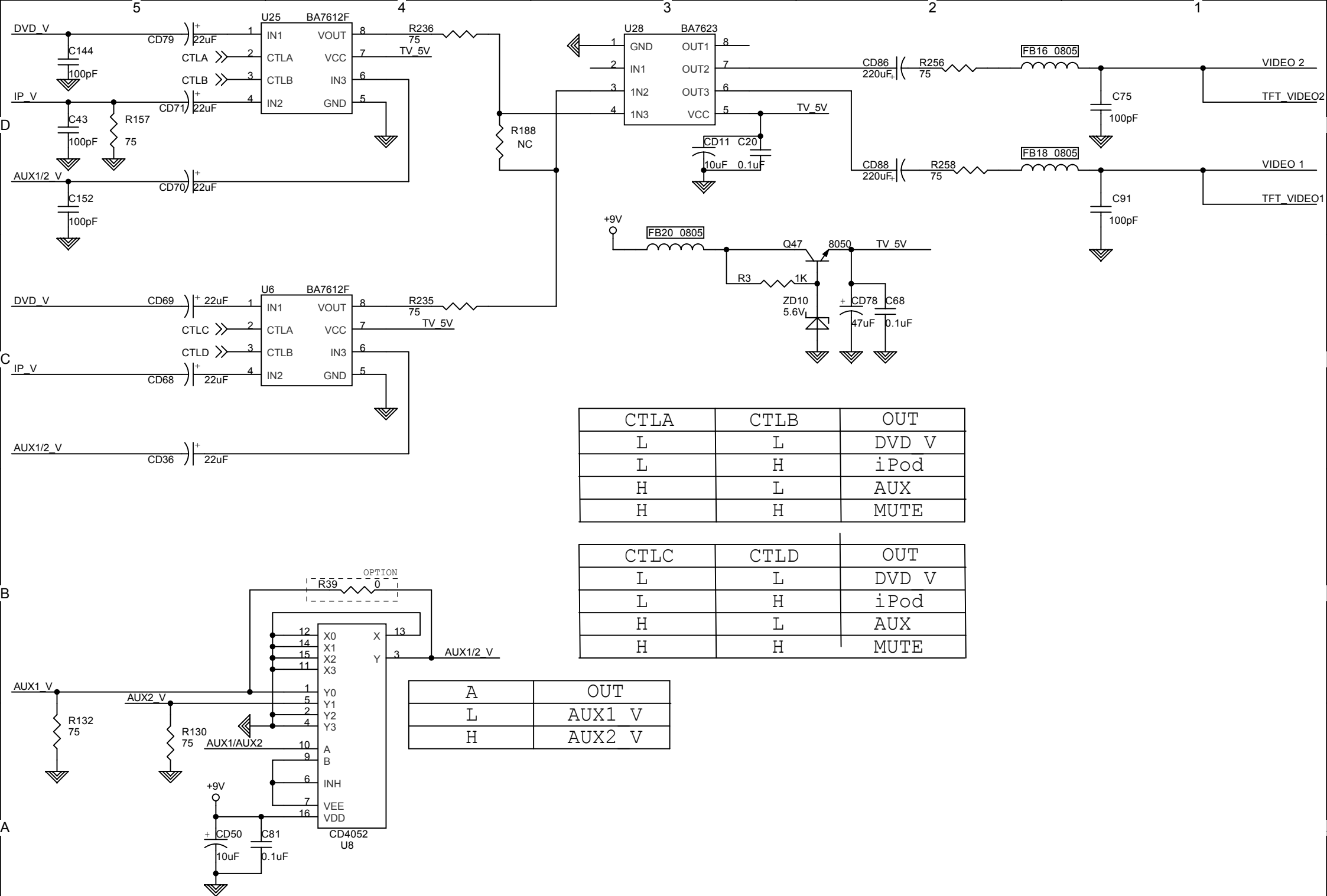
**Saturn High-Tech, Inc.**

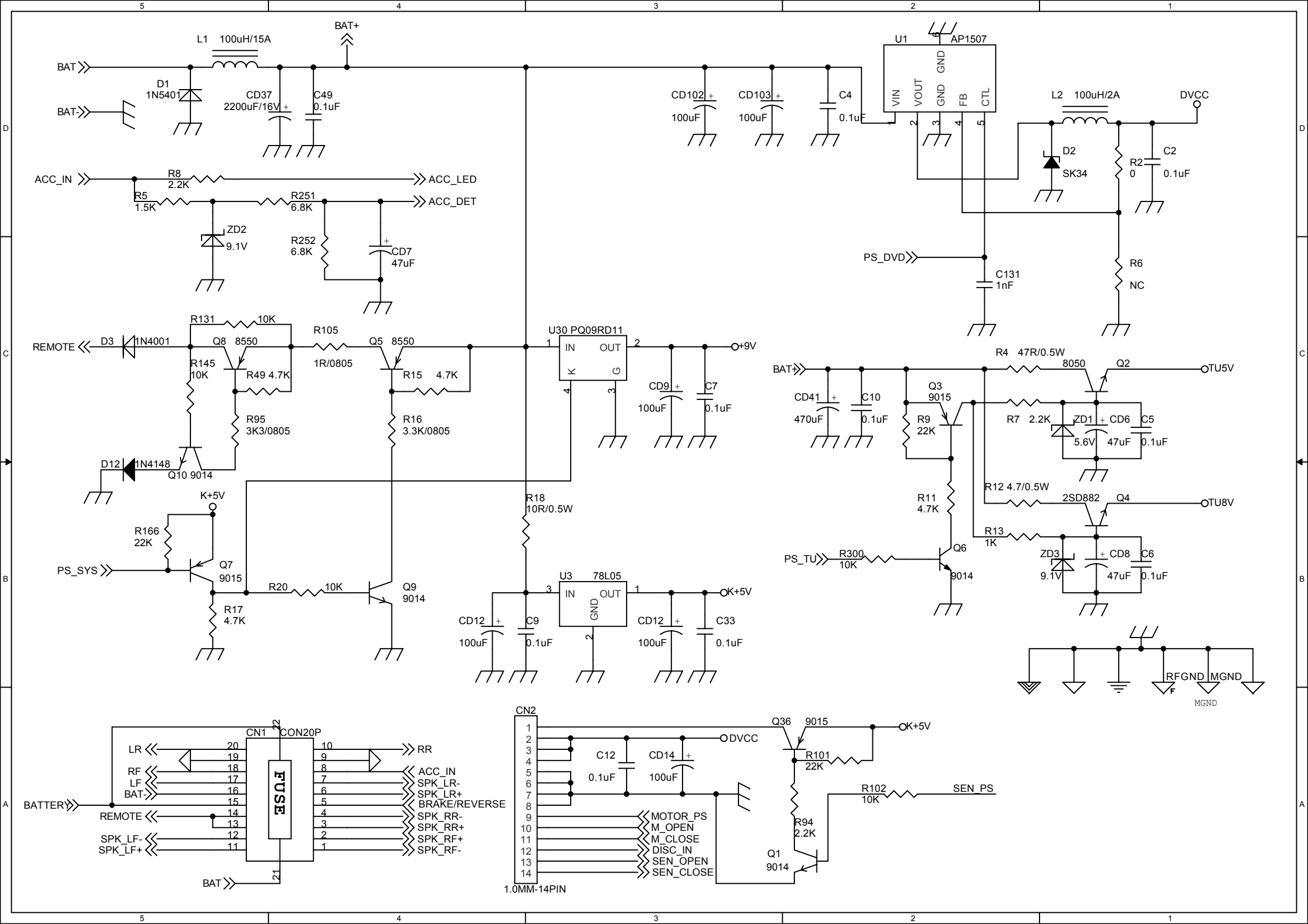


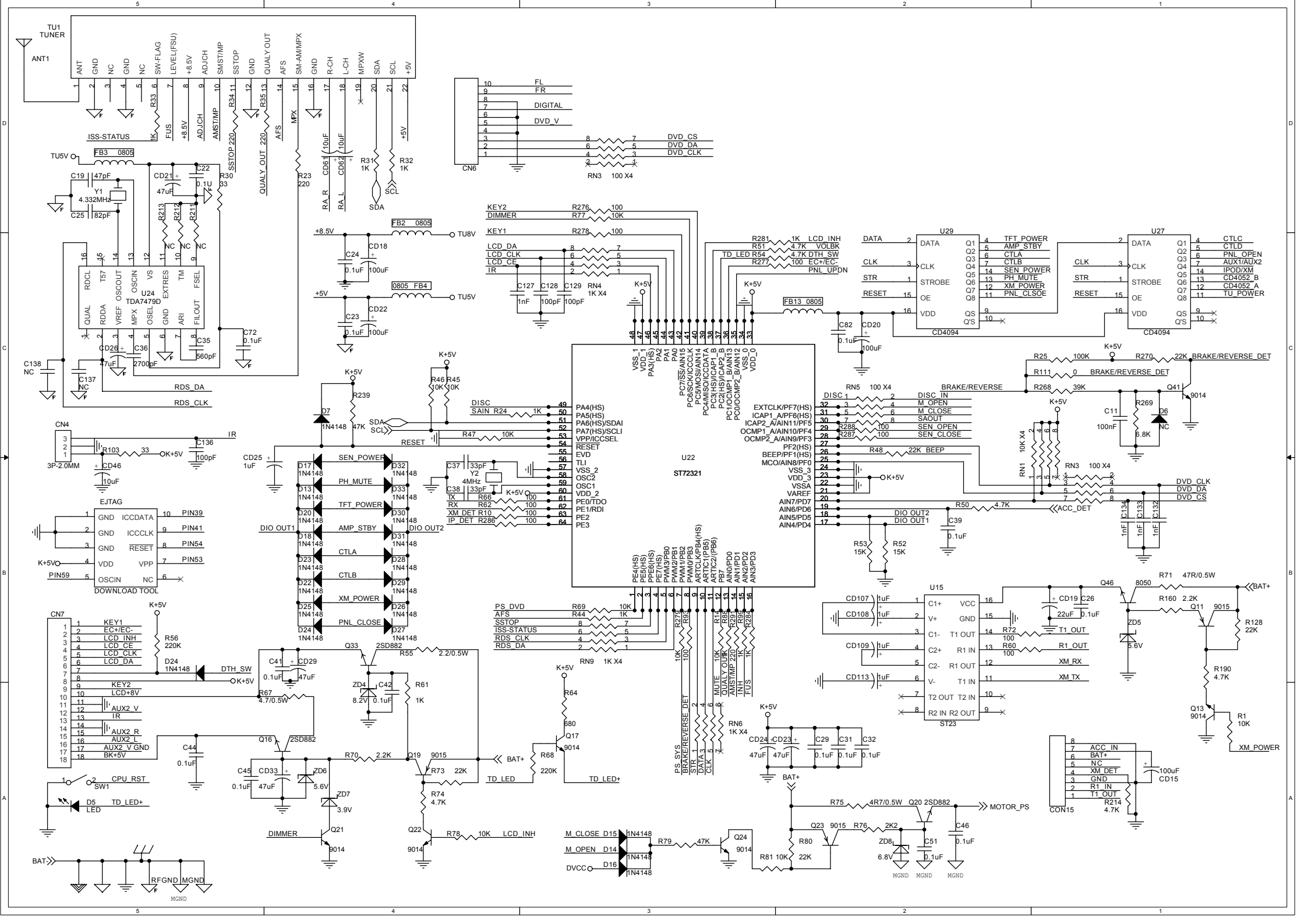
50	600-SM508805-00-00	LENS"A"	1	50	600-SM508805-00-00	LENS"A"	1
49	600-SM508829-00-00	VOL. BUTTON RING	1	49	600-SM508829-00-00	VOL. BUTTON RING	1
48	600-00SL8729-00-00	VOL. BUTTON ADAPTOR	1	48	600-00SL8729-00-00	VOL. BUTTON ADAPTOR	1
47	444-00SL8702-00-00	RUBBER RING"B"	1	47	444-00SL8702-00-00	RUBBER RING"B"	1
46	600-SM508828-00-00	VOL. BUTTON	1	46	600-SM508828-00-00	VOL. BUTTON	1
45	850-0SM68818-00-00	FRONT DECK BRACK	1	45	850-0SM68818-00-00	FRONT DECK BRACK	1
44	850-0SM68819-00-00	LOCK SHAFT	1	44	850-0SM68819-00-00	LOCK SHAFT	1
43	600-0SM68819-00-00	LOCK SPRING	1	43	600-0SM68819-00-00	LOCK SPRING	1
42	600-0SM68809-00-00	PANEL LOCKER	1	42	600-0SM68809-00-00	PANEL LOCKER	1
41	650-0SM68821-00-00	PANEL PUSH SPRING	1	41	650-0SM68821-00-00	PANEL PUSH SPRING	1
40	600-0SM68811-00-00	PANEL PUSHER	1	40	600-0SM68811-00-00	PANEL PUSHER	1
39	600-0SM68801-00-00	TILTM PLATE	1	39	600-0SM68801-00-00	TILTM PLATE	1
38	660-MPH30040-24-00	MACHINE SCREW 3X4	2	38	660-MPH30040-24-00	MACHINE SCREW 3X4	2
37	600-0SM68802-00-00	BASE PANEL	1	37	600-0SM68802-00-00	BASE PANEL	1
36	660-MKT26050-24-00	MACHINE SCREW 2.6X5	4	36	660-MKT26050-24-00	MACHINE SCREW 2.6X5	4
35	703-00C09001-00-00	CD DUSTPROOF FELT	1	35	703-00C09001-00-00	CD DUSTPROOF FELT	1
34	850-00C09011-00-00	DISC FELT GUIDE	1	34	850-00C09011-00-00	DISC FELT GUIDE	1
33	701-00M88504-00-00	FIBRE SHEET	1	33	701-00M88504-00-00	FIBRE SHEET	1
32	660-EPH30068-27-00	TAPPING SCREW 2X6	4	32	660-EPH30068-27-00	TAPPING SCREW 2X6	4
31	661-T6M2000-03-00	TOOTHED LOCK WASHER	1	31	661-T6M2000-03-00	TOOTHED LOCK WASHER	1
30	650-HS925901-00-00	HEAT SINK	1	30	650-HS925901-00-00	HEAT SINK	1
29	410-000000D-05-01	DVD SERVO PCB	1	29	410-000000D-05-01	DVD SERVO PCB	1
28	431-00M50204-00-30	CD MECHANISM	1	28	431-00M50204-00-30	CD MECHANISM	1
27	850-SM68806-00-00	REAR DECK BRACK	1	27	850-SM68806-00-00	REAR DECK BRACK	1
26	660-EPH30048-27-00	TAPPING SCREW 2.6X4	4	26	660-EPH30048-27-00	TAPPING SCREW 2.6X4	4
25	850-SM68801-00-00	LEFT CHASSIS	1	25	850-SM68801-00-00	LEFT CHASSIS	1
24	850-SM68803-10-00	REAR CHASSIS	1	24	850-SM68803-10-00	REAR CHASSIS	1
23	850-SM68804-10-00	TOP COVER	1	23	850-SM68804-10-00	TOP COVER	1
22	850-SM68810-00-00	WIRE CLAMP	1	22	850-SM68810-00-00	WIRE CLAMP	1
21	660-MPH30080-21-00	MACHINE SCREW 3X8	1	21	660-MPH30080-21-00	MACHINE SCREW 3X8	1
20	420-0000017-00-00	ANTENNA SOCKET 117	1	20	420-0000017-00-00	ANTENNA SOCKET 117	1
19	850-SM68806-00-00	HALF SLEEVE	1	19	850-SM68806-00-00	HALF SLEEVE	1
18	660-MH50120-01-00	MACHINE SCREW 5X12+5X4	1	18	660-MH50120-01-00	MACHINE SCREW 5X12+5X4	1
17	660-MPH30140-21-00	MACHINE SCREW 3X14	2	17	660-MPH30140-21-00	MACHINE SCREW 3X14	2
16	660-EPH30083-21-00	TAPPING SCREW 3X8	2	16	660-EPH30083-21-00	TAPPING SCREW 3X8	2
15	850-SM68807-10-00	HEAT SINK	1	15	850-SM68807-10-00	HEAT SINK	1
14	660-TPH30080-23-00	TAPPING SCREW 3X8	1	14	660-TPH30080-23-00	TAPPING SCREW 3X8	1
13	660-MPH30060-21-00	MACHINE SCREW 3X6	3	13	660-MPH30060-21-00	MACHINE SCREW 3X6	3
12	850-SM688539-00-00	BRACKET FOR L7808	1	12	850-SM688539-00-00	BRACKET FOR L7808	1
11	660-MPH30040-21-00	MACHINE SCREW 3X4	1	11	660-MPH30040-21-00	MACHINE SCREW 3X4	1
10	850-SM68802-00-00	RIGHT CHASSIS	1	10	850-SM68802-00-00	RIGHT CHASSIS	1
09	660-MKT26040-23-00	MACHINE SCREW 2.6X4	2	09	660-MKT26040-23-00	MACHINE SCREW 2.6X4	2
08	850-SM68806-00-00	BRACKET FOR HALF SLEEVE	2	08	850-SM68806-00-00	BRACKET FOR HALF SLEEVE	2
07	410-00M88804-01-00	MAIN PCB	1	07	410-00M88804-01-00	MAIN PCB	1
06	850-SM68807-10-00	IC BRACKET	1	06	850-SM68807-10-00	IC BRACKET	1
05	852-00R08030-10-00	NEOP TAPE 8X8X3	3	05	852-00R08030-10-00	NEOP TAPE 8X8X3	3
04	701-SM68801-00-00	FIBRE SHEET FOR MAIN PCB	1	04	701-SM68801-00-00	FIBRE SHEET FOR MAIN PCB	1
03	660-EPH30053-21-00	TAPPING SCREW 3X5	8	03	660-EPH30053-21-00	TAPPING SCREW 3X5	8
02	660-EPH30043-21-00	TAPPING SCREW 3X4	2	02	660-EPH30043-21-00	TAPPING SCREW 3X4	2
01	600-SM68830-00-00	VOL. BUTTON COVER	1	01	600-SM68830-00-00	VOL. BUTTON COVER	1
NO.	PART NUBER	DESCRIPTION	QTY	NO.	PART NUBER	DESCRIPTION	QTY
NO.	DESCRIPTION	MATERIAL	FINISH (COLOR)	QTY	REMARK		
DRAW	DESIGN	CHECK	APPROVAL	SCALE	UNIT	NAME	EXPLODED DRAWING
						MODEL NO.	SM5088
						FILE	
						PART NO.	

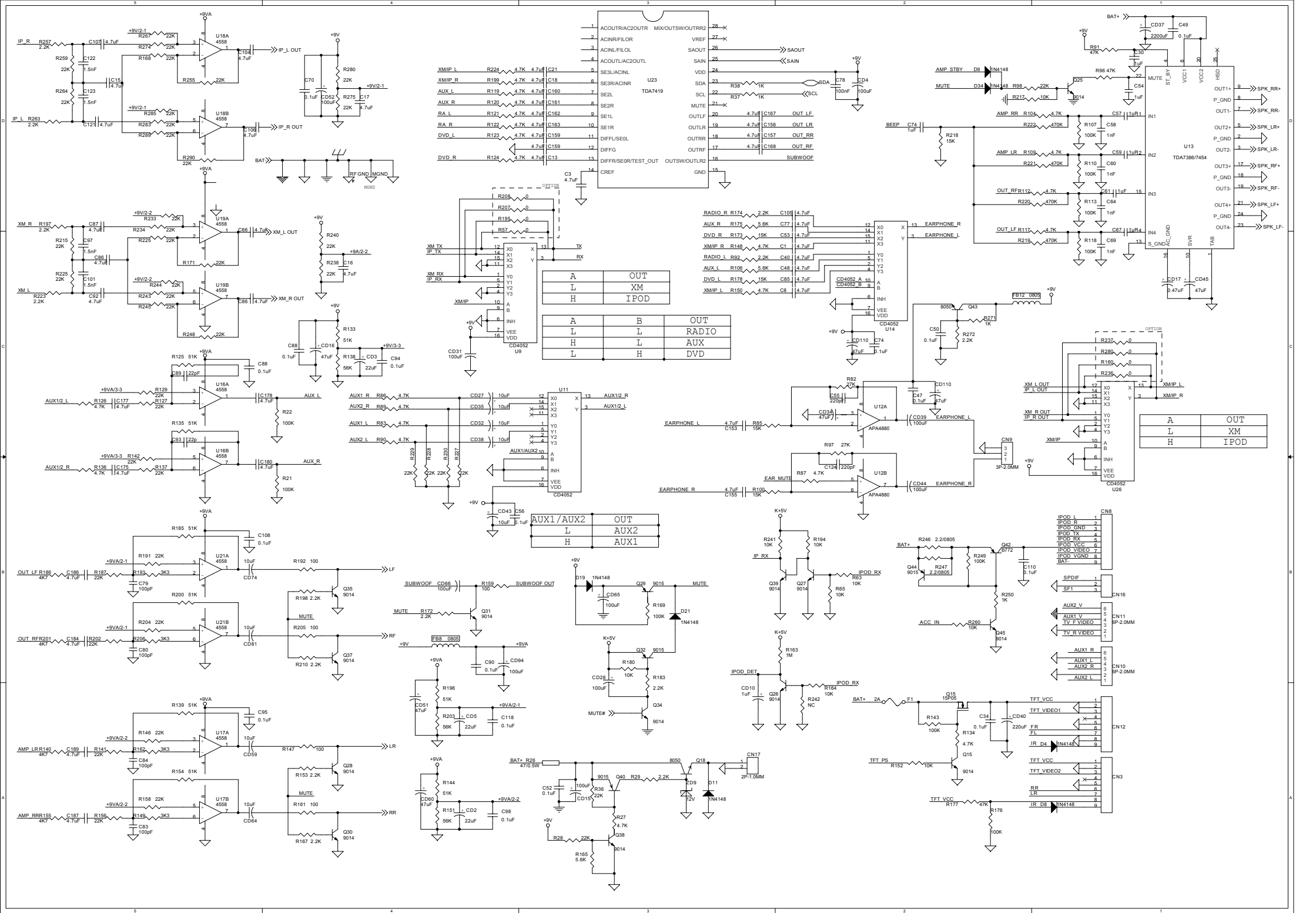
SM5088D EXPLODED DRAWING

SOUNDMAX



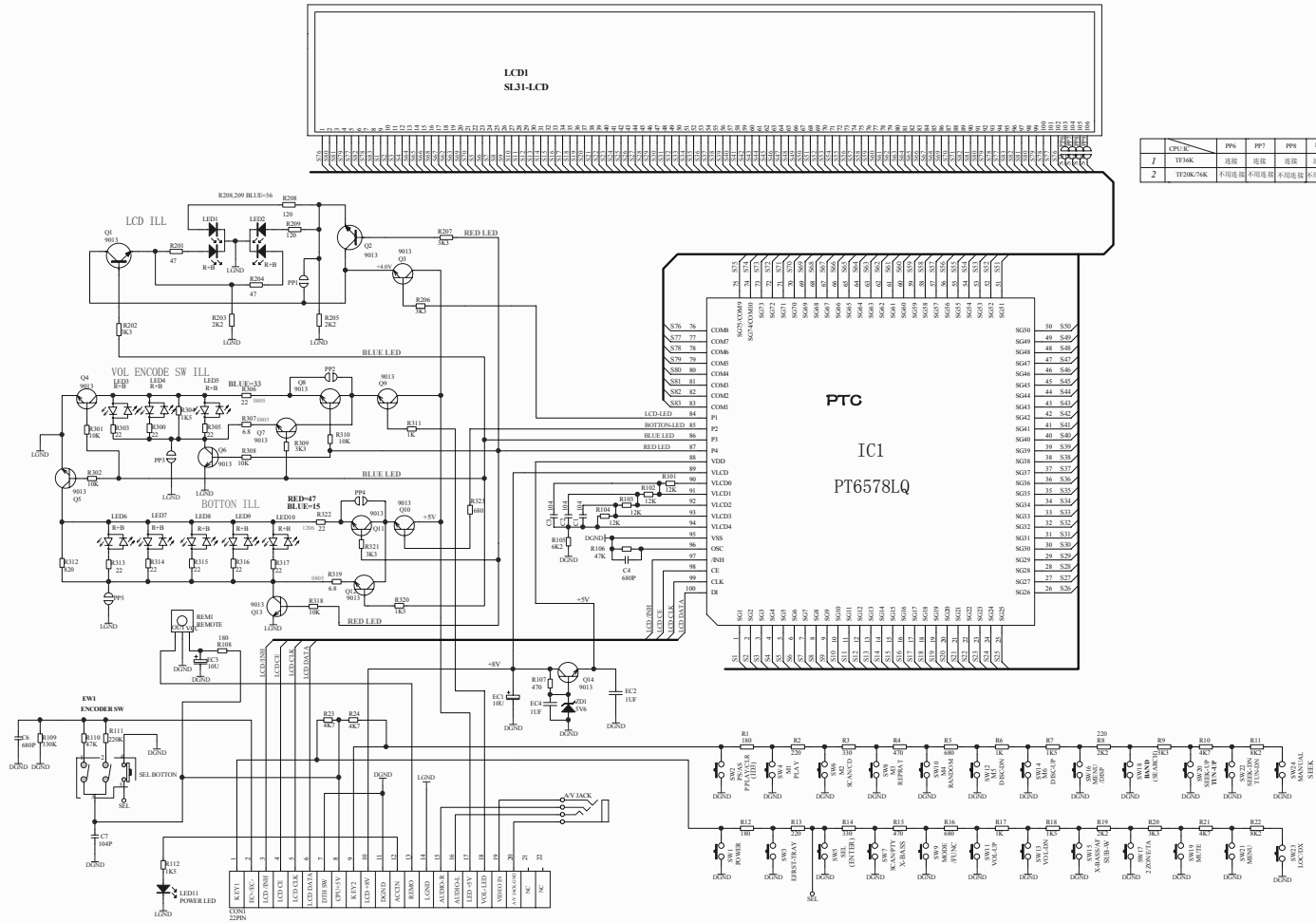






脚数	PT6578LQ
84	控制LCD背光灯开关
85	控制BUTION背光灯开关
86	控制蓝色LED
87	控制红色LED

脚数	22PIN-连接器说明
1	KEY1 (控制BUTION用)
2	ENCODER-VOL控制脚
3	INH (LCD-IC到主机CPU)
4	CE (LCD-IC到主机CPU)
5	CLK (LCD-IC到主机CPU)
6	DATA (LCD-IC到主机CPU)
7	CPU检测开关
8	CPU供电+5V
9	KEY2 (控制BUTION作用)
10	LCD-IC供电+8V
11	KEY脚地
12	ACC-IN +12V
13	指示脚
14	LED灯脚地
15	音频输入-R
16	音频输入-L
17	LED灯供电+5V
18	ENCODER-LED灯向控制
19	视频输入
20	A/V JACK脚地
21	空脚
22	空脚



	CPU	PP6	PP7	PP8	PP9
1	TF76K	连接	连接	连接	连接
2	TF20K/76K	不用连接	不用连接	不用连接	不用连接

